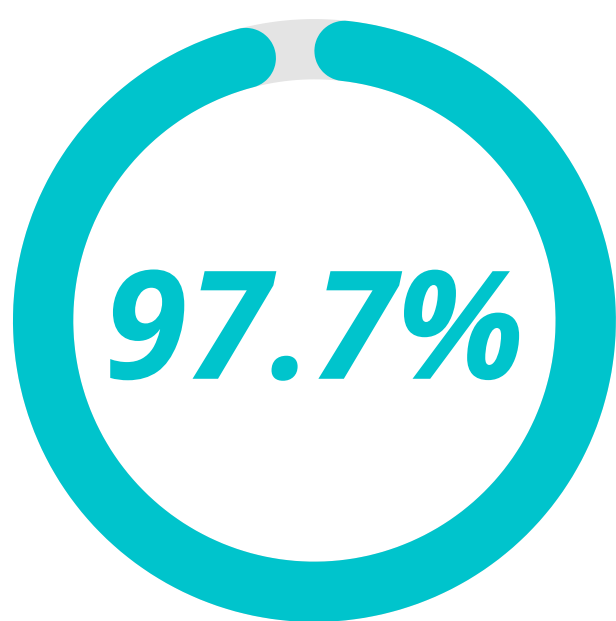


Pilgrim Parent Survey Results




Here is an overview of the feedback you gave us in 2021, based on 72 respondents. For more detail, please see the Detailed Response document which has full breakdowns of each question.

Care & Well-being



An average of 97.7% of you agreed that your child was well looked after and safe in school. We pride ourselves on the level of care we provide to our children here at Pilgrim and so it is great to see this reflected here.



Curriculum & Activities

An average of 90.8% of you are said you are happy with the standard of education your child is receiving as well as the range of additional clubs/activities available to them. The lowest scoring question here is homework which we will consider going into academic year 2021-22



“

This school and staff are brilliant with kids and very supportive especially through covid.

”

“

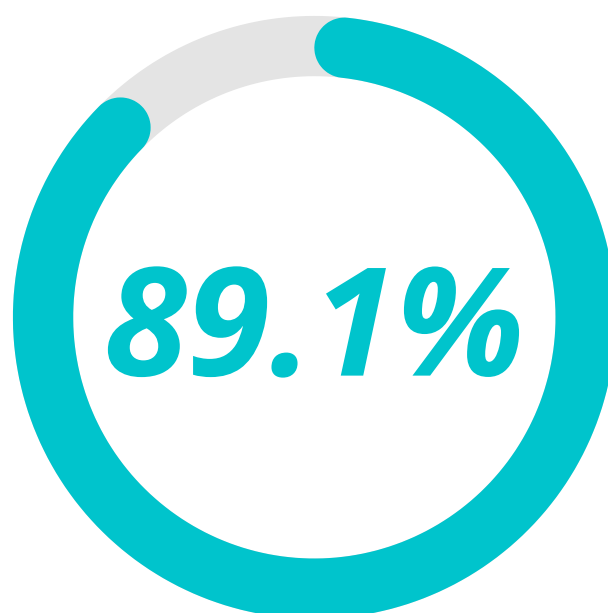
Just want to say thank you and all staff for all your hard work

”

Communication & Information



An average of 89.1% of you said you were happy with the level of communication the school provides you with as well as the usefulness of information presented to you through various mediums.



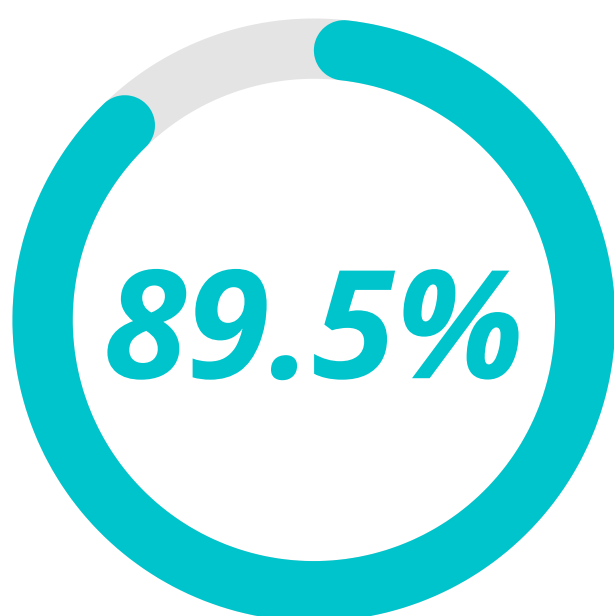
“

I think that the school has and is handling the Covid situation well and has tried to limit the negative effect on the students.

”



Behaviour & Management



An average of 89.5% of you said you believe children are well behaved in the school and that the school is managed and led effectively.

“

Great school, both my boys love it

”

**Finally, we asked
you if you would
recommend this
school to another
parent.**



**We are immensely proud
to be able to say that the
vast majority of you said
that you would.**